



Lions Gate Quilters' Guild

March 2009

FROM YOUR PRESIDENT

March seems to have come in like a Lion and will hopefully go out like a Lamb, but I'm pleased to report that there were no fisticuffs at the first meeting of the new executive - we all got along very well and it should be a great year - Whew! I'd like to take this opportunity to thank Rosalind for her two years at the helm.

I'd also like to thank two people who have stepped up to the throat plate, as it were, and have volunteered. Joan Herrin is going to look after workshop registrations, teachers, etc for the currently booked workshops and Marsha Mackay has agreed to be in charge of booking and registrations for COPS days. Thank you, thank you, thank you! Joan in particular could use some help, so please see her or contact me. We also desperately need someone who can store the irons and extension cords for workshops. Someone must have a bit of space and can help out with this!

By the end of April, we need to have a Quilt Show Coordinator in place. This is a great job to split with a friend. We have a pretty strong, experienced committee but need someone to co-ordinate. The quilt show is one of our major events, we all look forward to it and it keeps us motivated to make quilts! Please see me if you are at all interested.

On a similar note, we need a coordinator for the Raffle Quilt - another great group project but we do need one person to say "yes, I will look after it". The proceeds from the raffle

quilt go to Community Quilts, so it's important to keep it going.

As most of you know, we rent our meeting hall for the full day and usually only use it in the evening. So, starting in April, there will be a "Meeting Day Drop In" from 10 am - 4 pm. It's free, open to all, and I will be here to try to help anyone who has any questions about how to do anything - I'm looking forward to bringing my machine and having a day to sew! There is lots of space and lots of tables so please feel free to come join me - I'll get lonely if I'm the only one here! There will always be four tables set up in the foyer before meetings to use for layering as well.

If anyone has any comments, suggestions, concerns, questions, etc., please let one of the executive know - it's always a good idea to write it down or email it too, we all know what our memories are like.

Asking a quilter to mend is like asking Picasso to paint your garage.

See you on the 24th - that's the fourth Tuesday of March, not the last one!

Carol

Guild meetings are held the fourth **Tuesday** of the month at:

St Andrews and St Stephens
corner of 27th St and Chesterfield

Next Guild meeting: March 24 7:30pm

Next Executive meeting: March 30 7:15pm

Things to Remember:

- ↳ Name Tag & Membership Card.
- ↳ Coffee Mug
- ↳ Library Books and fines
- ↳ Money for 50/50 draw and workshops

Important Notice: *This newsletter is for the sole use of the members of the Lions Gate Quilters' Guild. Reproduction of any items, in whole or part, is strictly prohibited. From the Executive of the Lions Gate Quilters' Guild.*

COMMUNITY QUILTS

Edna Simpson – Community Quilts Coordinator

The workshop in February was attended by about 70 people who cut fabric, sewed quilt tops, layered quilts, machine quilted and sewed on binding and labels. Some came to pick up kits or fabric. Many others have made quilts during the year and we will have close to 100 quilts to show in **April**.

Many thanks to those who drove our supplies to the church and stayed to help set up for the 2 day workshop. The 5 long tables that Carol Piercy brought helped a lot as the church didn't have many. Friday was cold as the furnace was not functioning properly but most persevered in spite of it and got a lot done. Luckily the furnace was fixed that night so the hall was pleasantly warm on the Saturday. Doree Piercy and Sheila Stanway looked after us with many cups of hot tea and coffee as well as snacks.

If anyone got the kit called **Big Square, Little Square**, please bring it to the March meeting as there was a mistake in the amount of fabric for the lattices. We will try to either give you more of the same fabric (if possible) or replace it with another. Sorry about that!

Thank you to all of you who have participated in one way or another with Community Quilts. You are providing many with warmth and comfort as well as letting a lot of people know someone cares about them.

Edna Simpson

QUILTING TIPS AND TRICKS AND QUOTES

Gaye McCance sent in the following link for a pillow case pattern. It is really easy and there are pictures included.

Please type into your search line on Google (or whatever search engine you use) the following:

<http://www.mlqgsuttercreek.org/files/PillowcasePattern.pdf>

It will take you to a website and then you can view the instructions for making the pillowcase.



“Reflections”

From Hoffman California International

A fresh look for spring in delicious citrus green and golden yellow or trendy aqua and brown.

Come check it out today!



Richmond 4591 Garden City Road **604-273-5316**

Coquitlam 1348 United Boulevard **604-524-5454**

www.fabricana.com

Guild member receive 10% OFF from regular prices!

PROGRAM

Dianne Ritter – Program Coordinator

Programs

The tally of COP/UFO projects shown to date is **68!** Awesome!!!! There are 4 meetings left until the big draw so keep those needles flying - you are amazing!

The Journal quilts shown at the February meeting were inspirational to say the least. Everyone who participated created a wonderful and unique piece. I'll bring my design wall again next month so that we can display them for the members to see at break.

I thought that the following information might be timely and hope it will help you to carve out more time for quilting:

5 Simple ways to make more time for Quilting

1. **Make Quilting a priority.** Quilting is an Art and you'll never find time to work on your art if you don't put it high on your list—and if you don't make time for it, neither will anyone else. Let people in your life know you want to dedicate more time to your Quilting—even if it's an hour a week. Then find ways to reduce some of your commitments: Can the kids fold the laundry? Can someone else prepare dinner 1 or 2 nights a week or buy the groceries?
 2. **Get organized.** If Quilting time is limited, you don't want to spend half of it looking for your supplies. A couple of hours organizing now will result in more time later.
 3. **Add it up.** Maybe you can't find a three-hour block of time for Quilting, but you can probably find 15 minutes here and there. What can you accomplish in that amount of time, especially if you're organized? Iron a stack of fat quarters? Trace some templates? Stitch 15" of binding down? Set up a special station in your studio or home for 15-minute tasks and tackle them whenever you have the time.
 4. **Take it with you.** How much time do you spend in the doctor's waiting room, or at your child or spouse's sporting events? That's time you can spend stitching, sketching, beading, snipping.
- Schedule a Quilting date.** Put "Quilting Time" on your calendar and treat it like you would any other important appointment. Better yet, make a Quilting date with a friend—you'll both be more likely to keep it!

And finally the Journal Quilt challenge for April:

This month's challenge is Perspective. Using whatever method you prefer create a composition illustrating perspective. There are a number of ways to illustrate perspective: Relative Size, Overlapping and Diminishing Detail. Use one or a combination of these. Quilt and embellish as you wish. Remember to be curious and have fun!

Perspective: 1: *the technique or process of representing on a plane or curved surface the spatial relation of objects as they might appear to the eye ; specifically : representation in a drawing or painting of parallel lines as converging in order to give the illusion of depth and distance*

2: *the appearance to the eye of objects in respect to their relative distance and positions (Miriam Webster)*

One last thing – I found a program to help me create crossword puzzles and thought you might like to try one. Look for it in this newsletter. The theme is classic blocks and the solution will be posted at the March meeting.

Enjoy!



Dianne

EuroTech
Sewing Machine Repair

ALL DOMESTIC SEWING MACHINES & SERGERS
FORMER ALBEE'S SEWING CENTRE TECHNICIAN

Factory trained by

PFAFF	HUSQVARNA
BERNINA	ELNA

Wei Hin Ng
Service Technician
t: 604.568.1238
w: www.eurotechsewrepair.ca



Serving the Vancouver area since 1989

MEMBERSHIP

Katie Droho—Membership Coordinator

Happy Almost Spring! I am looking forward to working as membership coordinator, but this is the first time I've ever been on the executive so please bear with me.

To date we have 196 members who have either renewed or newly joined the Guild. We had no new members join at the February meeting, but we did host 2 guests, Betty Rippon and Helen Dupuis. The door prize was won by Jean Millar. Congrats!

Membership renewal: Your renewal form was included with your January newsletter. Please fill it out and either mail it or bring it to the March meeting. *In order to continue receiving the benefits of membership in our guild you need to renew your membership now!! If you have not renewed by now, you could lose membership privileges.*

If you have any questions or concerns, please don't hesitate to contact me through the website.

Katie Droho


Telephone:
(604) 740-8275

Jackee's Quiltworks

Jackee Thaysen

MACHINE QUILTING • BASTING • FINISHING
CUSTOM QUILTS • RETREATS

www.quilt-lovers-guide.com



MEMBERS AT LARGE

Do you know a member who is ill or otherwise needs cheering up? If so, please give the information to Members-at-Large, Susan Gauthier-Kolker or Karen Munro (or any other executive member) to have a card sent from the Guild.


Creative Edge Quilting & Sewing



2055 Old Dollarton Road, North Vancouver, B.C. V7H 1A6 - 604-982-0088
Tuesday-Saturday 10-5, Sunday 12-4

It's been 1 year already!
Help us celebrate and come to our sale!
Books, patterns & tables full of fabrics on SALE!
See our new shipments of Batiks, "Serengeti" by Hoffman & other African surprises.
April 7th to 19th

Classic Blocks



Across

- 5 - Not a necktie but a
- 6 - English paper piece this old fashioned block
- 7 - A most valuable relationship
- 8 - Your feline friend in her proper place
- 10 - A small bunch of flowers
- 13 - Brothers of Genesis
- 15 - A star on the cutting edge
- 16 - Cozy home built of wood
- 17 - "Star" named after a famous "Garland"

Down

- 1 - A grizzly foot
- 2 - Where your Birthday desert might rest
- 3 - Lady Liberty is a ""
- 4 - A "colourful" boys stairway to heaven
- 5 - Where our feathered friends play
- 9 - We did an exchange of these blocks
- 11 - Sign of unwelcome visitors to your garden
- 12 - Children enjoy them on a stick especially when the wind blows
- 14 - The block in our most recent raffle quilt

WORKSHOPS—2010

Here is some further information about upcoming workshops the we have booked for 2010!

Our own local talent, **Linda Sharp** will be teaching 'Drawing on Your Stash', "Art Basics for the Fun Loving Quilt Maker". This will be held over 3 weeks in January starting with Week One on Sat. Jan. 16th, Week Two on Sat. Jan. 23rd, and Week Three on Sat. Jan. 30, **2010**. Linda has a Bachelor of Fine Arts in painting and printmaking and an equally impressive number of Tupperware bins full of fabric!

Spring Retreat 2010 is booked for Friday Feb. 12th – Sunday Feb. 14th, 2010 (the only dates available!)

Esterita Austin will be coming to our Guild meeting and doing a presentation at our April 27th meeting, followed by 4 days of workshops from Wed. April 28 – Sunday May 1st, **2010**
Visit her website www.esteritaustin.com



msc004 www.fotosearch.com

C.O.P.S. DAYS 2009

Saturdays:


March 21, April 25, May 23 at St. Agnes Church,
530 E. 12th, off of Grand Blvd.

June 13, at the Bridge Community Church,
515 W. Windsor

Time: 9:30 A.M. – 4:30 P.M. \$10 plus the usual plate of goodies.

Register at the meetings or Drop Ins are always welcome.

Carola's QUILT SHOP



**1000's of Bolts of Cotton Fabrics
Aurifil Piecing & Quilting Thread**

Take a Day Trip to the Sunshine Coast
with a car full of your quilting friends and receive a
15% discount (plus more!)
(let us know you are coming and
we'll put the kettle on)

The Candy Store for Quilters and Fibre Artists!

604.886.1245
info@carola.ca
www.carola.ca
(sign up for e-mail newsletter)

205 - 938 Gibsons Way, Gibsons BC
Drive to the rear of the Remax Building

Kudos Korner

Congratulations to our own Jan Bednarczyk who has had one of her quilts chosen to be displayed in the special exhibit "O Canada" at International Quilt Festival in Chicago. Her quilt is one of 44 quilts in the special exhibit. It will travel from to Long Beach California and then on to Quilt Festival in Houston. We are very proud of and happy for you Jan!



FALL SEMINAR

Marg Marlow—Fall Seminar Coordinator

Fall Seminar is fast approaching and once again it is shaping up to be an outstanding experience. Our Guild should be very proud of the calibre of instructors and the variety of opportunities offered to all interests and levels! Be sure to attend the March meeting to get all the details.

The theatre presentation will take place on Wed. Sept. 30, at 7:00 P.M. and will be held at Capilano University Theatre. Don't miss this chance to hear Sue Benner and Pamela Allen, our keynote speakers, walk us through their journey as quilters and display their work. Tickets are \$10 each and will be for sale at all meetings or can be ordered by telephone to any of our committee members, or mail, sent to Marg Marlow, (address in member list.) We will have many door prizes again this year, so come on out to enjoy!

Registration will begin at our March Guild meeting, Tues. March 24, 2009. If you would like to register but are unable to attend the meeting, be sure to print off your registration form, fill it out, and with your cheque made out to **LGOG Fall Seminar**, mail it to Marg Marlow.

All workshops are payable by cheque only, with a current date and made out to

LGOG FALL SEMINAR.


Be sure to include kit fees in your cheque, if applicable to your workshop.

Lunch is offered for all participants attending a **full day of workshop activities on that day.**

Most of the workshops will be held at the Holiday Inn in North Vancouver.

70 "Challenge Quilt" packages will be available to stimulate your creative juices at a mere cost of \$2.00! There will be prizes for the top three with the most votes!

Come and Join the Excitement Your Guild is Offering you!




Guild 'Seminar' Workshop Cancellation Policy

If a class overfills on the first night of registration, there will be a lottery.

If class does Not fill on the first night of registration the 'Seminar' committee will decide if class will go ahead. If class does go ahead, all those registered on the first night would be guaranteed a spot. Further registrations will be collected on a first come basis.

In other words, if you really want to attend a workshop, make sure you get your cheque in to the 'Seminar' committee either in person, by mail, or with a friend by the first night of registration.



UPCOMING EVENTS

May 1-3, 2009: *Sunshine Coast Quilters Guild Quilt Show*, Seaside Centre, Sechelt, BC, Fri/Sat 10-4, Sun 11-4

May 8-9, 2009: *Sew'n Love*, Orchard Valley Quilters, New Life Church, Kelowna, BC

May 15-June 13, 2009: *Water Studies*, CityScape Community Art Space, 335 Lonsdale Ave, N.V.

May 22-24, 2009: *Quiltafair*, Fraser Valley Quilters Guild, Cloverdale Catholic Parish Hall, Surrey.

May 29-31, 2009: *Seasons By The Sea*, Parksville Quilt Festival, Parksville Community Centre, Parksville, BC

August 20-22, 2009: *Ricky Tims Quilt Seminar*, Hosted by APNQ, Lynnwood, WA, See www.apnq.org for more information.

QUILTER FOR HIRE

I am looking to hire someone interested in piecing a couple of quilt tops for me. They are not complicated and are 6 X 6 squares all cut out already. They need to be sewn together with strips/borders in between the squares. My contact info is below. Thanks so much for your help.

Marja

Marja van Nieuwenhuyzen
3707 Dollarton Highway
North Vancouver, BC
V7G 1A1
Canada

FROM YOUR NEWSLETTER EDITOR

I invite everyone to submit items of interest for the newsletter, especially all the accomplishments made by our members.

newsletter@lionsgatequiltersguild.com

YOUR 2008 EXECUTIVE....

President Carol Piercy
Email: president@lionsgatequiltersguild.com
Vice President Krista Hennebury
Email: vicepresident@lionsgatequiltersguild.com
Secretary Anne Pelton
Treasurer Janet Kugyelka
Program Dianne Ritter
Newsletter Editor Sherry Jonn
Email: newsletter@lionsgatequiltersguild.com
Librarian Nancy Sunderland
Email: librarian@lionsgatequiltersguild.com
Membership Katie Droho
Email: membership@lionsgatequiltersguild.com
Member at Large Susan Gauthier-Kolker
..... Karen Munro
Workshop Angel Joan Herrin
Workshops/Seminars . TBA.
Email: workshops@lionsgatequiltersguild.com

Other Positions:

Fall Seminar Coordinator Marg Marlow
Community Quilts Coordinator Edna Simpson
Spring Retreat Coordinator Marg Marlow
Quilt Show Coordinator TBA
Raffle Quilt Coordinator TBA
Quilt Show Tours Anne Field
..... Brenda Sangster

- Name tags
- Your calendar to set dates
- Show and Tell
- Cheques for workshops, retreat, and membership dues
- Library books
- Membership card
- Mug



ADVERTISING RATES

Business card size: \$8 per issue
Quarter Page: \$16 per issue

Please submit camera-ready advertisements for the LGQG newsletter by the 1st day of each month.

Lions Gate Quilters' Guild,

P.O. Box 54194, Lonsdale West P.O.,
North Vancouver, B.C. V7M 3L5

LGQG web page: www.lionsgatequiltersguild.com